

# **CASE** Compact Track Loaders

CONSTRUCTION

ALPHA SERIES



**RADIAL** | **TR270** | **TR310** | **TR340** | **VERTICAL** | **TV370** | **TV380** | **TV450**

**SINCE 1842**





TR270



TR310



TR340



TV370



TV380



TV450

# *Powerful, Comfortable, Maneuverable, Versatile*

CASE Alpha Series loaders are designed to work.

- + Industry-leading breakout force, torque and hydraulic flow
- + Best-in-class visibility

- + Speed and controls customization with EZ-EH controls
- + Maintenance-free Tier 4 Final Solutions
- + Large cab for operator comfort







**YOU BE THE JUDGE.**

#### **AUXILIARY HYDRAULIC PACKAGES**

Like a little extra power with your CTL? With CASE, you can put up to 4,000 psi at your disposal to run bigger attachments longer. The Alpha Series offers three different auxiliary hydraulic packages: standard, high-flow and enhanced high-flow. It also offers secondary auxiliary hydraulics for applications requiring multiple hydraulic movements simultaneously.

#### **TORQUE**

Need to run your loader longer, stronger, and more profitably? No problem with CASE's heavy-duty rotation force—get up to 282 lb.-ft. (383 N-m) at 1,400 RPM—more power than ever before.

#### **BREAKOUT FORCE**


What contractor doesn't enjoy breaking into massive piles and lifting them effortlessly with more than 8,700 lbs. (38.7 kN) of breakout force? CASE makes it easy.





### **BEST-IN-CLASS VISIBILITY**

Easily see what's all around you with industry-leading visibility and standard side lighting. And thanks to our industry-exclusive standard side lighting, operators can maneuver quicker and more confidently at any time—that's safe operation.





## TIER 4 DONE RIGHT, MADE EASY

One solution does not fit all. CASE carefully considered each machine's application, life expectancy, maintenance needs and operators. That's why every CASE compact track loader features a proven Tier 4 Final solution that is tailored for that model. The result? Compliance without compromise or complexity. CASE Tier 4-certified equipment is easier to maintain and, unlike competitive models, won't require you to master additional maintenance procedures. In fact, most CASE machines have maintenance-free emission solutions, so you can stay focused on your work — and not maintaining your machine.

### CASE Tier 4 Final Solutions in Simple Language

#### CEGR

**What it means:** Cooled Exhaust Gas Recirculation. For Tier 4 Final, it works with a combination of the after-treatment technologies listed below.

**What it means to you:** As an in-engine system, CEGR requires no operator maintenance or management. CEGR is included in all CASE compact track loader models.

#### DOC

**What it means:** Diesel Oxidation Catalyst. The DOC oxidizes the machine's exhaust to create heat and manage emissions.

**What it means to you:** DOC is a maintenance-free solution — no fluids to add and no filter to replace.

#### SCR

**What it means:** Selective Catalytic Reduction. It's a simple after-treatment solution that combines DEF (Diesel Exhaust Fluid) with exhaust to convert emissions into nitrogen and water. DEF, also commonly referred to as urea, is a non-toxic liquid that reacts with engine exhaust in the presence of a catalyst to perform the emissions conversion.

**What it means to you:** Because SCR is an after-treatment system, it lowers exhaust temperatures and does not require unproductive fuel use associated with burning off particulate matter — great for larger engines. This offers a significant reduction in fuel use and has no DPF to replace. Keeping it running is simple. Just top off your DEF when refueling. Fuel savings, lower maintenance cost and greater productivity will help lower total operating costs for the life of the machine.





*We made it simple.  
The right solution  
for the right machine  
for the task.*

	TR270	TR310	TR340	TV370	TV380	TV450
<b>Gross HP</b>	74	74	90	74	90	90
<b>Maintenance Free</b>	✓	✓		✓		
<b>Minimal DEF Required</b>			✓		✓	✓
<b>No DPF Filter to Replace</b>	✓	✓	✓	✓	✓	✓
<b>Increased Fuel Efficiency</b>	✓	✓	✓	✓	✓	✓
<b>Tier 4 Final Solution</b>	CEGR DOC	CEGR DOC	CEGR DOC SCR	CEGR DOC	CEGR DOC SCR	CEGR DOC SCR





**COMFORT PAYS**





#### **LOW GROUND PRESSURE**

When protecting the surface is important, the Alpha Series boasts a light footprint – a ground pressure of only 5.2 psi (35.9 kPa).



#### **INDUSTRY-EXCLUSIVE SIDE LIGHTING**

Easily see what's to the left, what's to the right, what's behind you, and what's straight ahead. That's safe operation. And thanks to our industry-exclusive standard side lighting, operators can maneuver quicker and more confidently at any time—day or night.



#### **GREASELESS BUCKET TILT CYLINDER**

Thanks to greaseless, self-contained bucket tilt cylinders, gone are the days of grease-smeared clothing when getting in or out of the cab. Exclusive to CASE, the aggressive mounting style improves breakout force and provides twice the life of previous methods—and best of all, you never have to touch it again.



#### **MORE SPACE. MORE COMFORT.**

A comfortable operator is a productive and happy operator. At nearly three feet wide, CASE loaders offer the largest ROPS/FOPS-certified cab in the industry. It's fully sealed and pressurized to reduce noise, dust and fumes—and comes with an optional radio and upgraded climate control system.



#### **QUICK, TOOL-FREE SWITCHING**

Switch loader attachments without the added hassle of getting out of your cab. CASE's Connect Under Pressure (CUP) manifolds facilitate fast, easy and tool-free connecting and disconnecting of hydraulic lines by releasing pressure into the standard case drain.



#### **LOWER LOADER STOPS FOR GREATER GRADING**

The load belongs on the chassis. A CASE innovation, all CASE loaders offer a low loader frame support to help properly transfer the load to where it belongs—the chassis. Plus, interchangeable spacer “pucks” allow for arm-height adjustment to accommodate various tire diameters and attachment height requirements.



#### **DOZER STYLE UNDERCARRIAGE**

The dozer style undercarriage and tracks are engineered to hold fast on steep slopes and take command of muddy or sandy terrain. The rigid-track frame has fewer moving parts for greater durability and easier maintenance than suspension-track systems. Dig, doze, push and pry – there is so much it can do.



#### **EFFORTLESS EZ-EH CONTROLS**

Operate the machine the way you like through the simple touch of a button on our EZ-EH controls. Quickly switch between personalized settings for speed and control customization; program up to nine different presets to recall operator settings for different jobs and different operators at the touch of a button. There's also an intuitive lockout menu and rocker switch to easily alternate between CASE “H” and “ISO” patterns.





#### **RENTAL**

You want simple. Choose EZ-EH to quickly and effortlessly adjust the controls to suit any operator. And with our best-in-class torque, they'll have the power they need to finish the job.



## MAXIMIZE YOUR BUSINESS OUTPUT

CASE loaders are compatible with more than 250 buckets, forks, brooms, augers, rakes, grapples, hydraulic hammers, snow accessories, bale spears and other CASE attachments, including CASE skid steer loader and compact wheel loader attachments. CASE also has partnerships with numerous attachment manufacturers to give your business even greater versatility—meaning you can do more with a single machine than you ever thought possible. Consult your dealer for details.



Low-Profile Bucket



Dirt and Foundry Bucket



Side Discharge Bucket



4-in-1 Bucket



Concrete Claw



Scrap Grapple



Root Rake



Rotary Cutter



Pickup Broom



Cold Planer



Rock Saw



Auger



Trencher



Vibratory Roller



Dozer Blade



Pallet Forks



Bale Handler

### AUXILIARY HYDRAULIC PACKAGES AVAILABLE



Standard



High-Flow



Enhanced High-Flow



Secondary Auxiliary



Front Electric/  
Multi-Function

### SEE OUR FULL LINE AT [CASECE.COM/ATTACHMENTS](http://CASECE.COM/ATTACHMENTS)

#### INTEGRATED HYDRAULIC QUICK-COUPLER

Avoid the elements and downtime by quickly switching attachments from the comfort of the cab, thanks to an integrated hydraulic quick-coupler.





## ***MATCH THE LIFT TO THE TASK***


The entire series includes both radial-lift and vertical-lift models. Which is better? It all depends on your application. That's why CASE offers both lift patterns in various sizes to make sure you have the right machine for the job.

### ***VERTICAL LIFT***



Vertical-lift machines are engineered for lift-and-carry and truck-loading jobs. The geometry of the dual arm allows the load to rise directly up, providing maximum reach at full height. Vertical-lift machines are ideal for reaching over the side of and into the middle of high-side trucks.

### ***RADIAL LIFT***



Radial-lift machines are engineered for digging, prying and pushing. The angle of the arm ties directly into the chassis for superior strength when digging and pushing. It also provides maximum reach at the operator's head height, making it perfect for loading and unloading pallets from trucks.





#### **NON-RESIDENTIAL**

Around here, every minute counts. With increased productivity with timesaving features like maintenance-free Tier 4 Final emissions, quick tool-free CUP hydraulics and the easiest daily maintenance serviceability on the road today, CASE saves you time—and money.



## LANDSCAPE

You don't have to worry about disrupting finished landscaping. Whether the job requires cutting, grading or loading, our industry-leading breakout force, torque and hydraulics flow means that operators can move and dig easily without disturbing work that already been completed.







#### **RESIDENTIAL**

Got a tight space to navigate? Our superior EZ-EH controls make maneuvering those tight spaces a breeze. Plus, left, right, forward or even behind, our best-in-class visibility gives operators all-around better lines of sight making the job more productive and safe.



# MAINTENANCE MADE EASY

## NO TOOLS NECESSARY

CASE loaders continue the hallmark of simple serviceability with features like tool-free access to the oil cooler, radiator and other routine maintenance points.

## LOW MAINTENANCE

Maintenance is a breeze. Regular maintenance points are grouped into a single area, under the engine compartment cover and door. With swing-out doors, a single, easily-removable side panel and the removal of two nuts, the entire cab swings forward, out of the way, to open up the entire drivetrain compartment for easy repair and inspection.


### Easy access to everything

- 1 Easy-tilt cab access to powertrain
- 2 Hydraulic pressure release valve
- 3 Battery
- 4 Engine oil filter
- 5 Remote oil drain
- 6 DEF tank\*
- 7 Hydraulic fill
- 8 Master disconnect switch
- 9 Air filter
- 10 Hydraulic filter
- 11 Engine oil fill
- 12 Hydraulic site gauge
- 13 Fuel filter with WIF sensor
- 14 Optional heavy-duty rear door\*\*

\*DEF = Diesel Exhaust Fluid,  
Only available on 90 hp machines

\*\*HD Door Standard on 90 hp machines







## **SUPPORT COMES STANDARD**

### **BASE & EXTENDED LIMITED WARRANTY COVERAGE\***

#### **1-YEAR/UNLIMITED-HOUR FULL-COVERAGE BASE LIMITED WARRANTY**

#### **2-YEAR/2,000-HOUR EXTENDED LIMITED ENGINE WARRANTY**

Discuss the extended engine warranty coverage details with your dealer.

#### **UPTIME SOLUTIONS**

Your CASE dealer can provide solutions to meet all your needs and keep you productive.



#### **STRONGER PRODUCT SUPPORT SOLUTIONS**

Your CASE dealer knows best how you can maximize your equipment investment and uptime—with genuine CASE parts, expert service and a complete range of product support solutions including CASE remanufactured and all-makes parts. CASE supports better parts availability and faster deliveries through nine parts distribution centers in North America and a forecasting system to ensure that the right parts will be there when you need them. And only CASE dealers have exclusive access to the Electronic Service Tool (EST) that quickly pinpoints machine issues. Just ask your dealer for details.



#### **FLEXIBLE FINANCIAL OPTIONS**

Specialized finance programs and flexible leasing packages put you in the driver's seat of industry-leading CASE equipment while no-nonsense warranties and comprehensive protection plans ensure that your equipment is protected. As the only finance company dedicated to CASE, we offer strong products and services designed around your unique needs and are the only ones supported by the helpful service professionals at your CASE dealer.

\*Please see your CASE dealer for limitations, exclusions and confirmation of policies in effect.













# STANDARD AND OPTIONAL FEATURES

Standard ● Optional ○ Not Applicable —

OPERATOR ENVIRONMENT	TR270	TR310	TR340	TV370	TV380	TV450
Open Cab (No Heat or HVAC)	●	●	○	●	○	○
Enclosed Cab with Heater	○	○	○	○	○	○
Enclosed Cab with Heater and AC	○	○	●	○	●	●
Enclosed Cab with Heat, Demolition Door	○	○	○	○	○	○
Enclosed Cab with HVAC, Demolition Door	○	○	○	○	○	○
Suspension Seat, Vinyl	●	●	○	●	○	○
Air Ride Suspension Seat	○	○	●	○	●	●
Three-Point Seat Belt, 2 in	●	●	●	●	●	●
Three-Point Seat Belt, 3 in	○	○	○	○	○	○
Two-Speed Controls	●	●	●	●	●	●
Hand Controls	○	○	○	○	○	○
Hand and Foot Controls	○	○	○	○	○	○
EZ-EH Controls	●	●	●	●	●	●
CASE SiteWatch™ Telematics	○	○	○	○	○	○
FOPS Level-2 Modification	○	○	○	○	○	○
Rearview Mirror	●	●	●	●	●	●
EXTERIOR	TR270	TR310	TR340	TV370	TV380	TV450
Tracks, 12.6 in (320 mm)	●	—	—	—	—	—
Tracks, 15.7 in (400 mm)	—	●	—	—	—	—
Tracks 17.7 in (450 mm)	—	—	●	●	●	●
Undercarriage Hose Covers	—	●	●	●	●	●
Standard Rear Door	●	●	—	—	—	—
Heavy-Duty Rear Door	○	○	●	●	●	●
Beacon Light	○	○	○	○	○	○
Road Lights	○	○	○	○	○	○
Heavy-Duty Front Lights	●	●	●	●	●	●
Side Lamp	○	○	○	○	○	○
Four-Corner LED Strobe	○	○	○	○	○	○
Special Paint	○	○	○	○	○	○
Debris Seal Package	●	●	●	●	●	●

ENGINE	TR270	TR310	TR340	TV370	TV380	TV450
Aspirator	○	○	○	○	○	○
Block Heater, 120V	●	●	●	●	●	●
Block Heater, 220V	○	○	○	○	○	○
HYDRAULICS	TR270	TR310	TR340	TV370	TV380	TV450
Standard Auxiliary Hydraulics	●	●	●	●	●	●
High-Flow Auxiliary Hydraulics	○	○	○	○	○	○
Enhanced High-Flow Auxiliary Hydraulics	—	—	○	—	○	○
Secondary Auxiliary Hydraulics	○	○	○	○	○	○
Manual Coupler	●	●	○	●	○	○
Hydraulic Coupler	○	○	—	○	—	—
Heavy-Duty Hydraulic Coupler	—	—	●	—	●	●
Front Electric/Multi-Function	○	○	○	○	○	○
LOADER	TR270	TR310	TR340	TV370	TV380	TV450
Ride Control™	○	○	○	○	○	○
One-Way Self Level	○	○	○	○	○	○
Single-Point Lift Hook	○	○	○	○	○	○
Four-Point Lift Hook	○	○	○	○	○	○
Cylinder Guard	○	○	○	○	○	○
Extra Counterweight	○	○	○	○	○	○

## SPECIFICATIONS AND DIMENSIONS

SPECIFICATIONS	TR270	TR310	TR340	TV370	TV380	TV450
<b>Lift Configuration</b>	Radial	Radial	Radial	Vertical	Vertical	Vertical
<b>Engine</b>	FPT F5HFL463 A*F001	FPT F5H FL463 A*F001	FPT F5B FL413 E*B002	FPT F5H FL463 A*F001	FPT F5B FL413 E*B002	FPT F5B FL413 D*C001
<b>Gross Horsepower—hp (kW)</b>	74 (55)	74 (55)	90 (67)	74 (55)	90 (67)	90 (67)
<b>Net Horsepower—hp (kW)</b>	68 (51)	68 (51)	84 (63)	68 (51)	84 (63)	84 (63)
<b>Peak Torque—lb ft (Nm)</b>	232 (314)	232 (314)	282 (383)	232 (314)	282 (383)	282 (383)
<b>Displacement/ Cylinders—in³ (L)</b>	207 (3.4) / 4	207 (3.4) / 4	207 (3.4) / 4	207 (3.4) / 4	207 (3.4) / 4	207 (3.4) / 4
<b>Emissions Certification* Solutions</b>	Tier 4 Final Certified (CEGR, DOC)	Tier 4 Final Certified (CEGR, DOC)	Tier 4 Final Certified (CEGR, DOC, SCR)	Tier 4 Final Certified (CEGR, DOC)	Tier 4 Final Certified (CEGR, DOC, SCR)	Tier 4 Final Certified (CEGR, DOC, SCR)
<b>Rated Operating Capacity (ROC) 35%—lb (kg)</b>	1,890 (860)	2,170 (984)	2,380 (1 079)	2,590 (1 178)	2,660 (1 209)	3,150 (1 432)
<b>Rated Operating Capacity (ROC) 50%—lb (kg)</b>	2,700 (1 225)	3,100 (1 406)	3,400 (1 542)	3,700 (1 682)	3,800 (1 723)	4,500 (2 045)
<b>Tipping Load—lb (kg)</b>	5,400 (2 449)	6,200 (2 810)	6,800 (3 084)	7,400 (3 356)	7,600 (3 447)	9,000 (4 091)
<b>Bucket Breakout Force—lb (kN)</b>	7,270 (32.3)	8,680 (38.6)	8,700 (38.7)	8,776 (39.0)	8,776 (39.0)	9,188 (41.8)
<b>Standard Auxiliary Hydraulics—gpm (L/min)</b>	24.2 (91.5)	24.2 (91.5)	24.2 (91.5)	24.2 (91.5)	24.2 (91.5)	24.2 (91.5)
<b>High-Flow Auxiliary Hydraulics—gpm (L/min)</b>	32.4 (122.6)	32.4 (122.6)	37.6 (142.5)	37.6 (142.5)	37.6 (142.5)	39.5 (149)
<b>Operating Weight—lb (kg)</b>	8,270 (3 750)	8,880 (4 027)	10,000 (4 436)	9,630 (4 370)	10,550 (4 785)	10,610 (4 823)
DIMENSIONS	TR270	TR310	TR340	TV370	TV380	TV450
<b>Height to Bucket Hinge Pin</b>	123.0 in (3.12 m)	123.0 in (3.12 m)	126.5 in (3.22 m)	131.6 in (3.34 m)	131.6 in (3.34 m)	131.6 in (3.34 m)
<b>Dump Height with Foundry/ Excavating Bucket</b>	98.2 in (2.50 m)	98.2 in (2.50 m)	102.4 in (2.60 m)	105.1 in (2.67 m)	105.1 in (2.67 m)	101.9 in (2.59 m)
<b>Height to Top of ROPS</b>	78.7 in (1.99 m)	78.7 in (1.99 m)	80.4 in (2.04 m)	80.4 in (2.04 m)	80.4 in (2.04 m)	80.4 in (2.04 m)
<b>Overall Length with Foundry/ Excavating Bucket</b>	129.6 in (3.29 m)	129.6 in (3.29 m)	143.5 in (3.65 m)	142.9 in (3.61 m)	143.2 in (3.64 m)	144.6 in (3.67 m)
<b>Track Width</b>	12.6 in (320 mm)	15.75 in (400 mm)	17.7 in (450 mm)	17.7 in (450 mm)	17.7 in (450 mm)	17.7 in (450 mm)

\*Note:  
**CEGR** = Cooled Exhaust Gas Recirculation  
**DOC** = Diesel Oxidation Catalyst  
**SCR** = Selective Catalytic Reduction





#### **AGRICULTURE**

Lift more feed. Move more bales. Keep the livestock happy. With our increased vertical reach and best-in-class torque, CASE compact track loaders make even the heaviest chores easier to manage and complete.





## ***BUILDING A STRONG CASE.***

Since 1842, we at CASE Construction Equipment have lived by an unwavering commitment to build practical, intuitive solutions that deliver both efficiency and productivity. We continually strive to make it easier for our customers to implement emerging technologies and new compliance mandates.

Today, our global scale combined with our local expertise enables us to keep customers' real-world challenges at the center of our product development. This focus has led to numerous innovations like Ride Control™, EZ-EH controls, blade shake, PowerLift™, over-center boom design and the peace of mind that only CASE ProCare provides.

Every CASE machine is backed by more than 300 North American dealer locations, thousands of OEM, remanufactured and Gold Value™ parts, and flexible financing and insurance options that provide the kind of reliable, steadfast support you expect from a professional partner.

We are passionate about improving the lives of others, whether investing in our veterans or raising awareness about local infrastructure initiatives through Dire States. Our goal is to build both stronger machines — and stronger communities.

At the end of the day, we do what's right by our customers and our communities so that they can count on CASE.

***CaseCE.com/CTL***

©2019 CNH Industrial America LLC. All rights reserved. CASE is a trademark registered in the United States and many other countries, owned by or licensed to CNH Industrial N.V., its subsidiaries or affiliates. CNH Industrial Capital is a trademark in the United States and many other countries, owned by or licensed to CNH Industrial N.V., its subsidiaries or affiliates. Printed in U.S.A. Contains 10% post-consumer fiber.

Form No. CCE201901CTL  
Replaces Form No. CCE201809CTL

IMPORTANT: CASE Construction Equipment Inc. reserves the right to change these specifications without notice and without incurring any obligation relating to such change. Availability of some models and equipment builds vary according to the country in which the equipment is used. The illustrations and text may include optional equipment and accessories and may not include all standard equipment. Your CASE dealer/distributor will be able to give you details of the products and their specifications available in your area.



CASE Construction Equipment is biodiesel-friendly.

NOTE: All engines meet current EPA emissions regulations. All specifications are stated in accordance with SAE Standards or Recommended Practices, where applicable.



Always read the Operator's Manual before operating equipment. Inspect equipment before using it, and be sure it is operating properly. Follow the product safety signs and use any safety features provided.